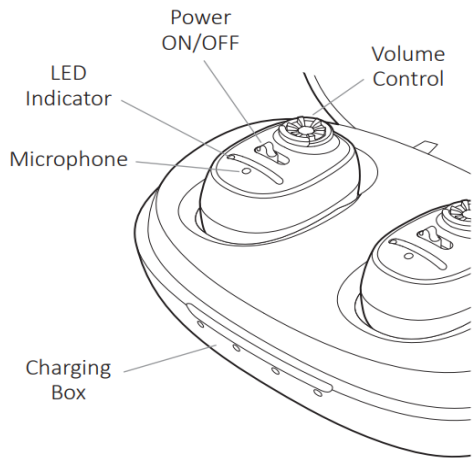
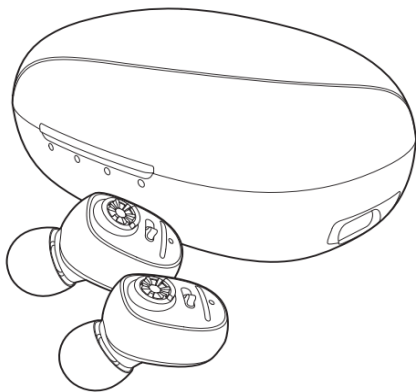
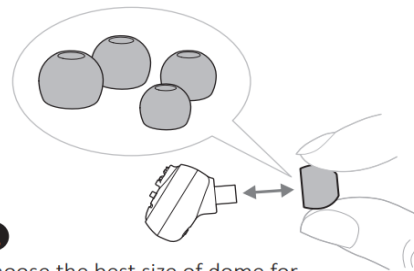


## Quick User Guide

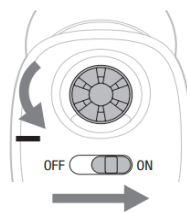
### VHP-1607 Hearing Amplifier



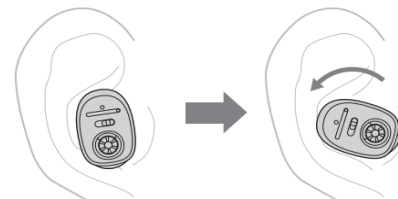
- 1 Fully charged the Hearing Amplifier before first use. (Around 1 hour)



- 2 Choose the best size of dome for your ear to avoid whistlers, please change the dome as the diagram if needed.

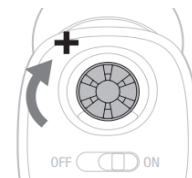


- 3 Turn the switch to the "ON" position. Turn the volume knob anti-clockwise to the lowest level.



- 4 Put the Hearing Amplifier into the ear as shown on figure.

- 5 Turn the volume knob clockwise slowly to increase the sound to suitable level.



- 6 Be sure to switch OFF the Hearing Amplifier after use to save energy. Charge the Hearing Amplifier in time for next use if needed. Charge it at least once a month when it is not used for a long time.