

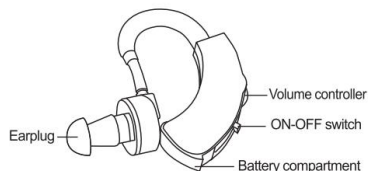


Operation Instructions

This product is a sound amplifier, which can catch faint voice from the outside world and get a higher voice within 10 meters.

【Model NO.】 HAP-20/VHP-201

【Structure】 Consist of main unit and earplug as follows

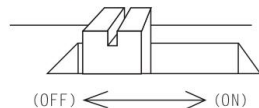


1

【Direction】

1. On / off switch

The correct position of the switch is as follows

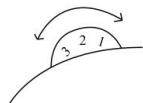


Be sure to set the switch to the OFF position when it is not in use to save energy.

2. Volume control

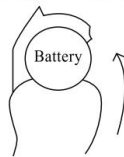
There are six levels for volume regulation. Set the volume to level 1 firstly and slowly increase to the proper volume required.

2



3. Loading of battery

Open the cover of battery compartment with your fingertip and load in battery as shown in the diagram(1.5V battery)



3

4. Choice of battery

This product is designed based on 1.5V battery, which is available on many electrical appliance shops and department stores. Battery of the following brands is applicable to the product:

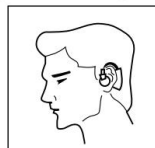
EVEREADY 357	AWISO5
BULOVE228	DURACELL D357
MAXELL SR44W	PANASONIC SP35
R-O-V 357	RENATA 7
SEIKO SB-89	TIMEX J
VARTA V357	ADIO SHACK 76
8006,EPX 76	S76,GP76
GP57,WL14	G13

4

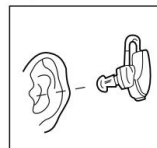
If you have no idea about the above-mention batteries, please consult the shop assistant.

5. Operation steps

- Turn the volume to level 1 before use it
- Please check if the switch is on "ON" position before put it into your ear as follows



Correct way of wearing



Put the earplug into your ear

- Regulate the volume to a proper level slowly
- Be sure to switch off after use to save energy

5

【Attention】

- This product is not waterproof, therefore the user must take care to prevent water from entering the sound amplifier. If water enter the sound amplifier, remove the battery and place the sound amplifier in a warm place to dry.
- Use it only when situations require amplification of sounds, such as movies, television and the like. It can't enlarge the extremely sounds.
- Turn sound amplifier to the OFF position when not use for a long time.

【Warning】

It is important to increase the volume control

6

very gradually to avoid sudden increase in sound.

Children can't use this product. If you have any problem, please consult otologists.

【Storage】

Store in a dry place with good ventilation and related humidity no higher than 80%, and free of corrosive gas.

【Label and markings】

- “ON”— To turn on the sound amplifier ;
- “OFF”— To turn off the sound amplifier ;
- “+” — Positive polarity of batter ;
- “—” — Negative polarity of battery
- “123456”— Volume control, “1” the lowest, “6” the loudest.

【 All photos are for reference only 】

7