



Operation Instructions

This product is a sound amplifier, which can catch faint voice from the outside world and get a higher voice within 10 meters.

【Model NO.】 HAP-30/VHP-304

【Structure】 Consist of main unit and earplug as follows

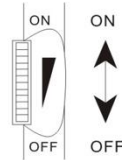


1

【Direction】

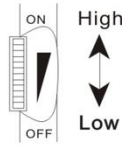
1. ON/OFF switch:

The correct position of the ON-OFF switch is as follows: Be sure to set the switch to the OFF Position when it is not used, to save energy.



2. Volume regulation


After turning on the sound Amplifier. The upper the controller turns, the higher the volume. Please regulate the volume to the level you required



3. Loading of battery:

Open the cover of battery compartment on the rear side of the sound amplifier and load in battery as shown below.

2



4. Choice of battery

It is designed based on AA battery, which is available on many electrical appliance shops and department stores.



If you have no idea about the said battery, please consult the shop assistant.

3

5. Assembly of earplug



6. Operation steps:

- ① Check if the battery is properly loaded
- ② Switch on the sound amplifier
- ③ Turn the volume to the lowest level before use it

4

- ④ Put the earplug into the ear
- ⑤ Regulate the volume to a proper level slowly
- ⑥ Put to "L" to get low tone, and "H" to high tone
- ⑦ Be sure to switch off after use to save energy

【Maintenance】

Set the ON-OFF switch to OFF if it is not used. Use a dry clean rag or spray specific detergent for sound amplifier to a dry clean rag and clean the casing of the sound amplifier.

Reasons for the non-response of sound amplifier:

- Check if the switch is turned on;
- Check if the battery is properly loaded;
- Check if the battery is valid;

5

- Check if the battery compartment is closed;
- Check if the sound amplifier is damaged;
- Check if the cord is broken.

【Attention】

1、 This product is not waterproof, therefore the user must take care to prevent water from entering the sound amplifier. If water enter the sound amplifier, remove the battery and place the sound amplifier in a warm place to dry.

2、 Use it only when situations require amplification of sounds, such as movies, television and the like. It can't enlarge the extremely sounds.

3、 Turn sound amplifier to the OFF position when not use for a long time.

6

【Warning】

It is important to increase the volume control very gradually to avoid sudden increase in sound.

Children can't use this product. If you have any problem, please consult otologists.

【Storage】

Store in a dry place with good ventilation and related humidity no higher than 80%, and free of corrosive gas.

【Label and markings】

- “ON” — To turn on the sound amplifier;
- “OFF” — To turn off the sound amplifier;
- “+” — Positive polarity of batter;
- “-” — Negative polarity of battery
- “H” — high tone “L” — low tone
- “▲” — Volume control

【All photos are for reference only】

7