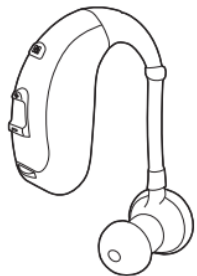
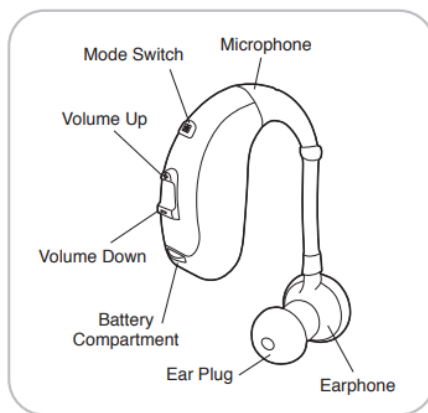


# VHP-701

## Digital Hearing Aid



### Operation Instructions

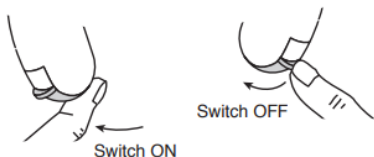


- 2 -

### Direction

#### 1. ON/OFF Switch

The correction of the switch is as follows



Uncover the battery compartment and switch on the power to start the product, and adjust the compartment to the first division to switch off the power and turn off the product.

**Please note:** adjust it too much may have the battery dropped out.

- 3 -

#### 2. Volume Control

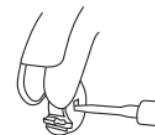
- Press and hold “+” to turn up the volume continuously.
- Press and hold “-” to turn down the volume continuously.
- Mode Switch, there are four mode choices. Adjust modes for better hearing.
- Adjust the volume to the lowest before use. After the right wearing, adjust the volume to a proper magnitude, or your audition will be weaken.



- 4 -

#### 3. Loading of Battery

- Insert the battery into the battery compartment, with negative end of the battery in the same direction with “+” in the battery compartment.
- To take out the battery, open the battery compartment completely, push the battery out slightly with a tool from the negative end. Hard push shall be avoided, otherwise, it may damage the compartment door.



- 5 -

#### 4. The Battery of the Product

This product is designed based on 1.4V battery, which is available on many electrical appliance shops and department stores.

Battery of the following model is applicable to the product:

#### A13

If you have no idea about the above mentioned battery, please consult the shop assistant.

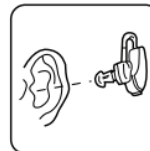
- 6 -

#### 5. Operation Steps

1. Turn the volume to level 1 before using it.
2. Please check if the switch is on “ON” position before putting it into your ear as follows:
3. Regulate the volume to a proper level slowly.
4. Be sure to switch off after use to save energy.



Correct way of wearing



Put the earplug into your ear

- 7 -

### Attention

1. This product is not waterproof, therefore the user must take care to prevent water from entering into the product. If water enters into the product, remove the battery and place the product in a warm place to dry.
2. Use it only when situations require amplification of sounds, such as movies, television and the like. It can't enlarge the extreme sounds.
3. Turn the product to the OFF position when not use for a long time.

### Warning

It is important to increase the volume control very gradually to avoid sudden increase in sound. Children can't use this product. If you have any problem, please consult otologists.

### Storage

Store in a dry place with good ventilation and related humidity no higher than 80%, and free of corrosive gas.

- 8 -