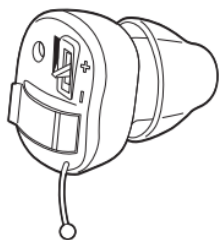


VHP-602

Digital Hearing Aid

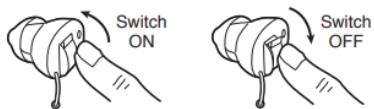


Operation Instructions

Direction

1. ON/OFF Switch

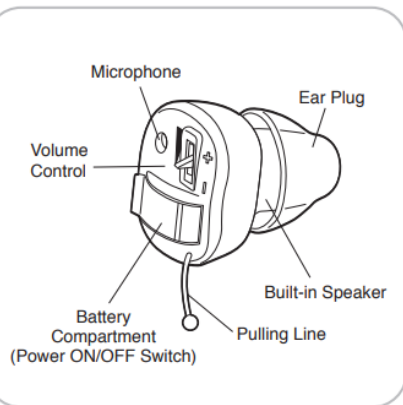
The correction of the switch is as follows



Open the battery compartment to insert the battery, switch on the power to start the product, and adjust the compartment to the first division to switch off the power and turn off the product.

Please note: adjust it too much may have the battery dropped out.

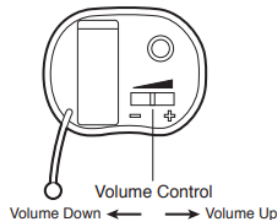
- 3 -



- 2 -

2. Volume Control

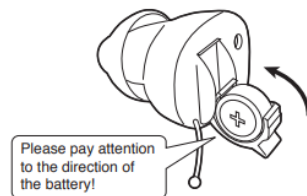
- Slide to the left, the volume will be turned down step by step.
- Slide to the right, the volume will be turned up step by step.
- When turn on the product, the volume defaults to the lowest volume.



- 4 -

3. Loading of Battery

- Insert the battery into the battery compartment with "+" the same direction as Figure.
- To take out the battery, open the battery compartment completely, push the battery out slightly. Hard push shall be avoided, otherwise, it may damage the compartment door.



- 5 -

5. Operation Steps

1. Choose the earplug of appropriate size to keep the sealing in the external auditory canal, or it will emit whistling sounds when working.
2. Open the battery compartment, insert the battery to switch on the power to start the product. Adjust the volume to the lowest.
3. Put the product into the ear as shown on Figure.
4. Adjust the volume to a proper level slowly.
5. Be sure to switch off after use to save energy.



- 7 -

4. The Battery of the Product

This product is designed based on 1.4V battery, which is available on many electrical appliance shops and department stores.

Battery of the following model is applicable to the product:

A10

If you have no idea about the above mentioned battery, please consult the shop assistant.

- 6 -

Attention

1. This product is not waterproof, therefore the user must take care to prevent water from entering into the product. If water enters into the product, remove the battery and place the product in a warm place to dry.
2. Use it only when situations require amplification of sounds, such as movies, television and the like. It can't enlarge the extreme sounds.
3. Turn the product to the OFF position when not use for a long time.

Warning

It is important to increase the volume control very gradually to avoid sudden increase in sound. Children can't use this product. If you have any problem, please consult otologists.

Storage

Store in a dry place with good ventilation and related humidity no higher than 80%, and free of corrosive gas.

- 8 -